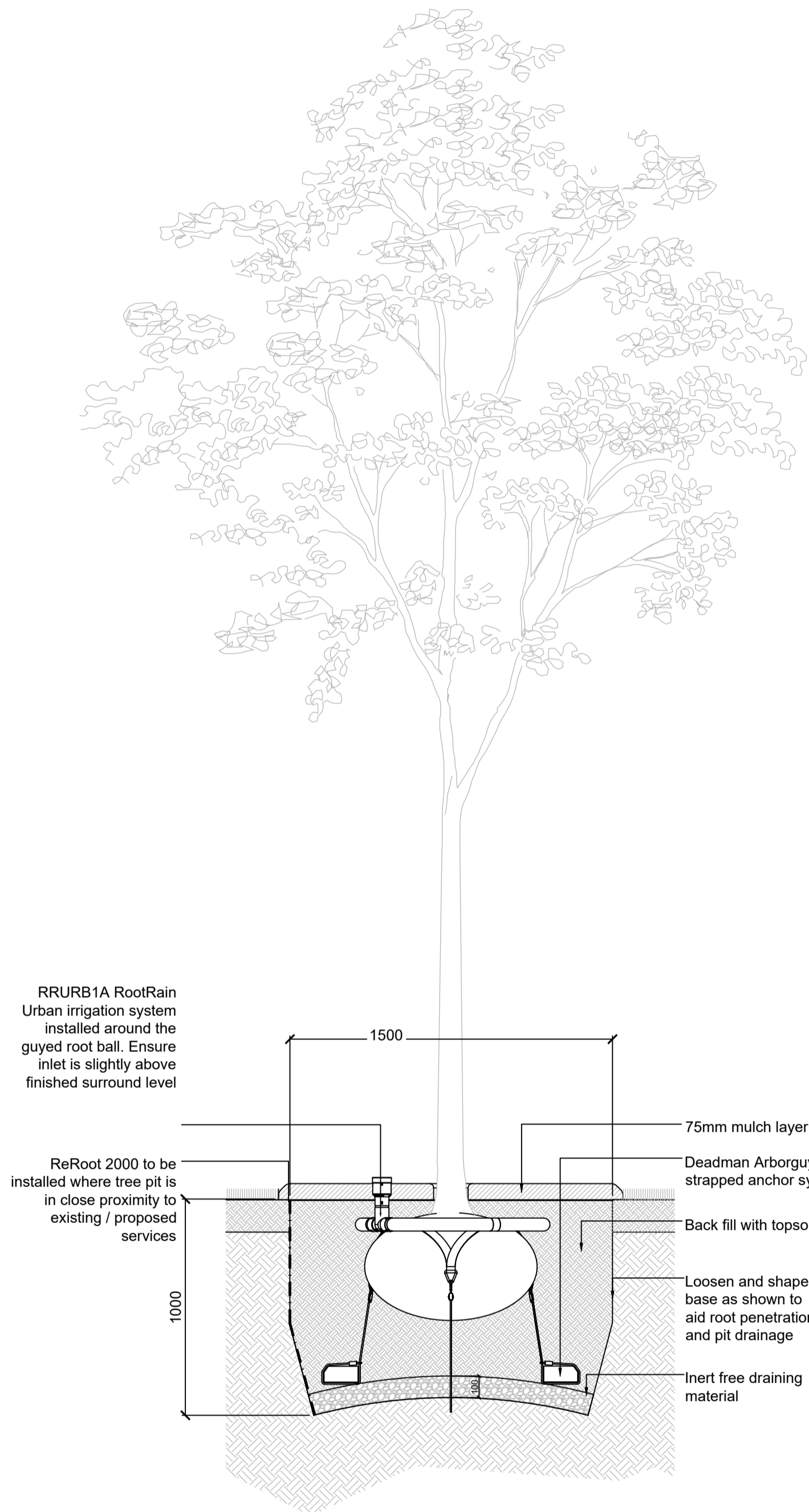


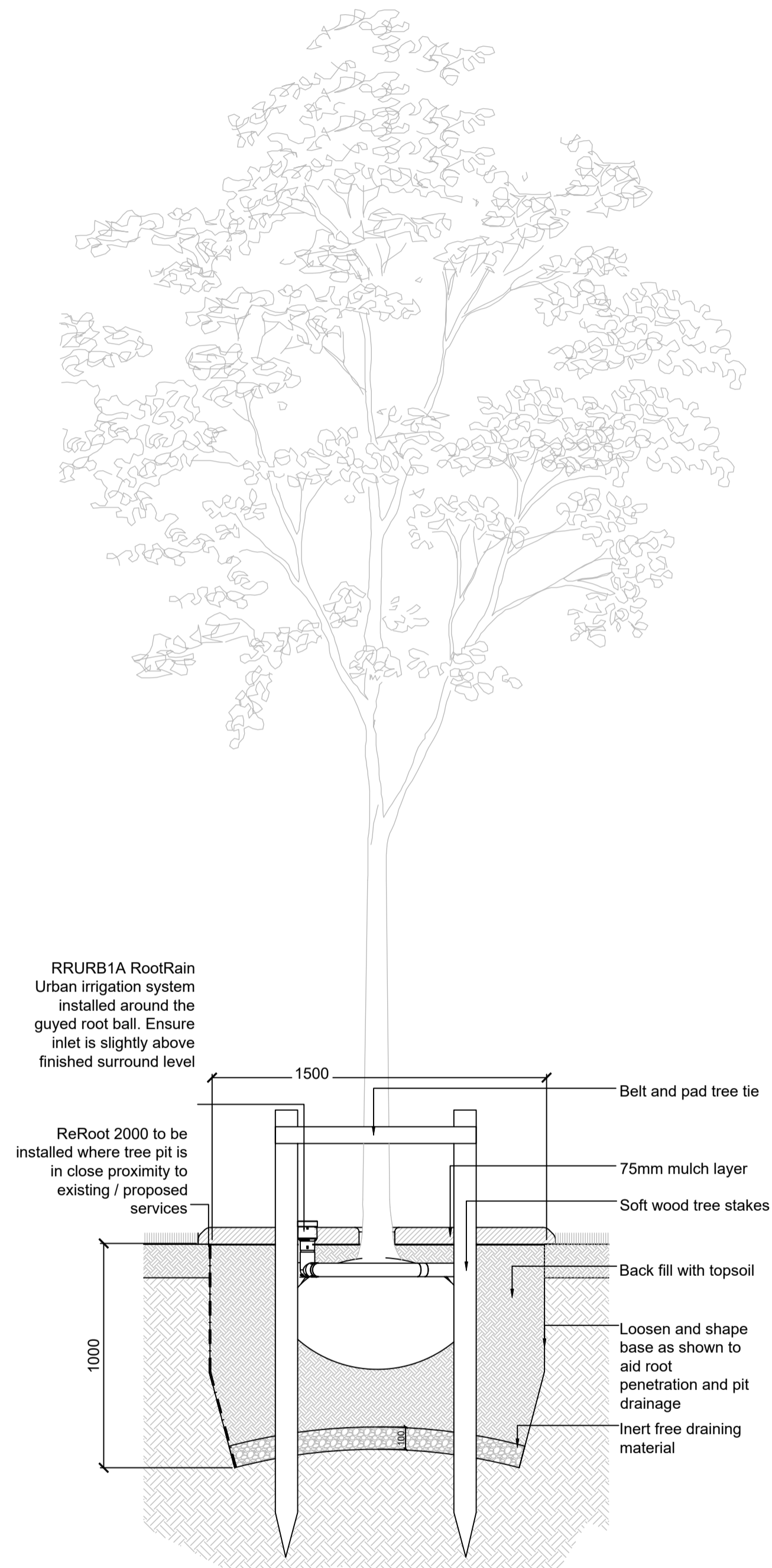
**Tree Pit Detail - Guyed**

Detail - Scale 1:20



**Tree Pit Detail - Staked**

Detail - Scale 1:20



**LANDSCAPE SPECIFICATION NOTES**

**General**

All plant material will comply with BS 3936 1: 1992, BS 4043:1989 and BS 8545: 2014 or European equivalents. All planting shall be UK grown and obtained from a reputable and approved nursery.

Plant material should be fully hardy and be free from pests and diseases. All plants shall have well developed branches with a good fibrous root system. They shall be good bushy specimens, shrubs to have a minimum of three stems in the lower third.

The Landscape Architect is entitled to inspect the plants at the place of supply prior to delivery and can reject during inspection, any material which does not meet the specification.

Implementation shall begin during first planting season available, following completion of the hardworks.

**Existing Tree Protection**

Areas of existing individual trees on the site will be protected by the use of stout fencing erected at a specified distance from the base of the trees, as per Arboricultural Consultants Tree Survey and Arboricultural Implications Assessment, to British Standard 5837:2012.

All tree protection fencing will be erected prior to the commencement of the development. This fencing will be regarded as inviolate. Once erected the fencing will remain in situ and will not be removed or altered without the prior consent of the LPA's Arboricultural Officer in consultation with the Landscape Architect / Arboriculturalist.

Prior to and during all construction works on site no spoil or construction materials will be stored within the crownspread of any tree on, or adjacent to the site; even if proposed development is to be within the crownspread. Any encroachment within this protected area will only be with the prior agreement of the LPA's Arboricultural Officer.

**Ground Preparation**

Areas to be planted should be decompacted and thoroughly broken up by machine before any topsoil is spread. Areas within 10m of tree trunks should be broken up by hand, taking care not to damage any roots. Topsoil should be spread to a minimum of 350mm in planting beds and 150mm under grass areas. After settlement, finished topsoil levels should be 80mm below top of kerb to accommodate bark mulch. Topsoil in grass areas should be spread so as to be 20mm below any adjacent paved areas or kerbs after settlement to allow for turf. Final topsoil levels will be finished by hand to ensure smooth profiles, avoiding ruts, depressions or high spots. Areas shall be married into existing areas allowing for settlement.

Existing and imported multipurpose topsoil shall confirm to BS 3882:2015. A Declaration of Analysis sheet should be supplied if requested by the Landscape Architect.

A herbicide should be applied prior to planting, in accordance with the manufacturer's specification, the 1997 Control of Pesticides Regulations and the 2003 COSHH regulations. This should be applied by suitable spraying apparatus to all beds except those that are free from herbs. If weeds are present, the area should be sprayed immediately. If no weeds are present but there is to be a delay before planting then spray one month after cultivation of the soil to allow dormant weed seeds to germinate. All spraying shall be carried out by a qualified operative using the correct protective clothing in non-windy conditions. Any damage caused by spray drifting or from incorrect use or spillage of the product shall be rectified at the contractor's own cost. Applications should be repeated as necessary and the all dead matter removed from site.

Fertilise beds with a slow-release fertiliser at the a rate in accordance with the manufacturer's instructions.

**Topsoil**

If acceptable, topsoil shall be taken from stockpiles on site or imported from an approved source. Imported soil shall be a loam type, to BS 3882:2015, be free of contamination and contain a maximum of 15% clay or silt fines. A topsoil sample shall be provided with topsoil structure analysis for general landscape purposes. Topsoil from stockpiles on site shall have been loose tipped, not piled above 2.5m and shall have not have been compacted by site plant. All topsoil heaps shall be regularly treated with herbicide and again prior to use, to prevent the spread of unwanted seed banks.

**Setting Out**

Planting of trees, hedgerows, shrubs and specimens shall be set out exactly as shown on this plan. No substitutions will be accepted without the prior agreement of the Landscape Architect. The contractor shall replace immediately at his own cost any stock size, species or variety of plant which has not been specified on the planting schedule, unless agreed by the Landscape Architect.

**Shrub and Herbaceous Planting**

All plants shall be healthy, disease free, not pot bound, leggy or spindly. Any plants not conforming to this specification will be lifted and replaced at the contractor's own expense. In all cases where the shrub height is described in the schedules this shall be measured from the root collar the top of the main canopy. The spread of a plant shall be related to the body of the canopy.

Shrubs will have been cut back if necessary to give a bushy form with three to four shoots. Usually container grown specimens are specified, and these shall irrespective of time of planting, have been established in a container long enough for substantial new root growth to have been produced within the container. Herbaceous perennials shall have well-formed root systems which fill the container without being root bound. All shrubs and herbaceous plants shall be watered in on planting with 20 litres of water per square metre. If circumstances present drought or flood conditions, the contractor will confirm requirements with Landscape Architect.

**Hedgerows**

Where shrub planting is specified within hard landscape areas, especially where less than 1m wide, haunching to kerbs shall be controlled by shuttering to avoid spread into planting areas and to maximise planting space between kerbs. Hedgerow plants shall be planted in the centre of a prepared trench a minimum of 750mm wide and 300mm deep in a double staggered row at 6/m located at the centre of the trench. Following planting the top of the hedgerow plants shall be pruned as required with secateurs to create a straight level top to the hedge.

**Tree Planting**

Where tree planting is specified within hard landscape areas or residential areas/streets tree are to be guyed, haunching to kerb edging around pit shall be controlled by shuttering, avoiding spread into tree pits and planting areas.

Where tree planting is within soft informal areas, public open spaces or existing wooded area trees are to be double staked for heavy standards and single stake for select standards.

All trees shall be supplied as the species and stock size indicated on the planting plan and planted in the locations shown. All trees shall have a single clear leader with a straight trunk and balanced crown.

All trees should be fitted with a perforated watering tube to sit around the top of the rootball to allow efficient watering. Include an end cap and top cap or vent to prevent entry of vegetative litter or vermin. Trees shall be watered in with 25 litres each and then with a further 25 litres every week during dry periods during the first 12 months of establishment. If circumstances present drought or flood conditions, the contractor will confirm requirements with the Landscape Architect.

**Grass Areas**

Turf such as Rolawn Medallion turf or equal which are wear and tear, drought and disease resistant while maintaining an aesthetic, green sward shall be used.

Turf shall be laid on a prepared base of topsoil 150mm deep, cultivated to a fine tilth with all stones larger than 15mm diameter removed. Prepared areas are to be leveled to 20mm below path surfacing. All turf is to be laid from boards to prevent ground compaction and butted up to existing lawn and adjacent turf with close joints. Turf to be cut to shape of new footpath edges, all to be made good. Water regularly until established and a 80mm high green sward of grass is evident. The grass is to be cut to 50mm in height for first cut and to 35mm in height for subsequent cuts. All arisings shall be removed from site. Areas that have not become successfully established shall be re-turfed in the next available season.

Amenity seed mix shall be Germinal grade A19 mix or similar approved.

Topsoil shall be cultivated to a fine tilth, be free from weeds, stones and other debris. Levels to be graded to form finished levels as indicated in section "Topsoil". Roll, fertilize at 50g/sq. m 10-14days prior to seeding, sow at a rate of 5 g/sq. m and lightly rake. First cut to be undertaken when grass reaches 50mm.

Wet meadow seed mix should be MG8 mix or similar approved. Wildflower seed mix should be MG5 mix or similar approved.

Create a fine friable seedbed within subsoil down to 150mm in depth. Carry out two equal sowings at right angles to each other and diagonally to main axis. Broadcast manually or use seed drill. Sow at a rate of 5 g/sq.m rake level and roll. Ensure good seed to soil contact.

First Year Maintenance: For Autumn sowing cut to 40-70mm in both March and May. Cut back to 40mm after flowering in August/September. Remove all clippings after each cut. Maintenance there after: Cut to 40-70mm in April and again in August/September after flowering. Remove all clippings after each cut.

**Mulching**

Bark Mulch - After planting, supply and spread a mulch to a depth of 60mm over all planting areas.  
 (1) The bark should consist of even nominal particle size distribution of 5-35mm with minimal dust and fines and less than 5% wood content.  
 (2) The ph to be between 4.5 and 5.5  
 (3) The bark shall be pest, disease and weed free and not have been treated with methyl Bromide or any additives  
 (4)The bark should be Forest Stewardship Council (FSC) certified  
 (5)The bark shall have been tested in accordance with the requirements of BS 4790:1987, for fire resistance and be classified as having 'low' potential burn.

**Site Maintenance and Management**

The Landscape Contractor shall maintain the site for a period of 12 months, after which time the residents, a Management Company or relevant Adopting Authority will take over annual maintenance and management.

For the duration of the 12 month Maintenance Period, all planted areas will be kept free of weeds. All plants that are found dead, diseased or dying at the end of the first growing season shall be replaced at the contractors own expense in the next available growing season, similarly any trees that show clear evidence of failure during the first 12 months will be replaced at contractors own cost. Areas of turf that have not become successfully established shall be re-laid in the next available season.

All enclosures such as railings, gates, walls and fences shall be maintained in good order in perpetuity. All bark and gravel mulch should be topped up annually to maintain specified depths, as required. Tree stakes, underground guy systems and ties should be checked and adjusted quarterly and stakes removed after the tree has been established, usually at the end of the first year in place.


Do not scale this drawing (printed or electronic version).

Contractors must check all dimensions from site. This drawing is copyright and is for use on this site only. This drawing should be read in conjunction with all relevant consultants drawings and specialist subcontractors / supply chain drawings and specifications.

All works to be carried out in accordance with the latest British Standards / Codes of Practice unless specifically directed otherwise in the specification.

Responsibility for the reproduction of this drawing in paper form, or issued in electronic format, lies with the recipient to check that all information has been replicated in full and is correct when compared to the original paper or electronic image.

Graphical representations of equipment on this drawing have been co-ordinated, but are approximations only. Please refer to the specifications and / or details for actual sizes and / or specific contractor construction information.



**PLANTING TIME OF YEARS:**  
 All planting will be carried out in the next available planting season at the appropriate time of year where possible:

- Deciduous trees and shrubs:** late October to late March.
- Conifers and Evergreens:** September/October or April/May
- Herbaceous plants:** September/October or March/April
- Container grown plants:** at any time if ground and weather conditions are favourable.
- Dried bulbs, corms and tubers:** September/October

P01	02/02/22	PLANNING	RS	SA
REV.	DATE	DESCRIPTION	DRAWN	CHKD



A: Ground Floor, The Tower, Deva City Office Park, Trinity Way, Manchester M3 7BF

T: +44 (0) 161 312 3131

[weareurbangreen.co.uk](http://weareurbangreen.co.uk)

Client: **ERIC WRIGHT**

Project: **CRICKET FACILITY, FARRINGTON**

Title: **LANDSCAPE SUPPORTING NOTES**

Issue: **PLANNING**

Drawn: <b>RS</b>	Checked: <b>SA</b>	Approved: <b>ME</b>
Project: <b>UG1016</b>	Scale @ A1: <b>1:20</b>	Date: <b>02/02/22</b>
Dwg No: <b>UG_1016_LAN_LSN_DRW_12</b>	Revision:	<b>P01</b>