






**APPENDIX 7.7**  
**SITE SPECIFIC LANDSCAPE CHARACTER AREAS**



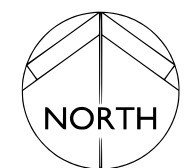
Key

-  Site boundary
-  Viewpoints

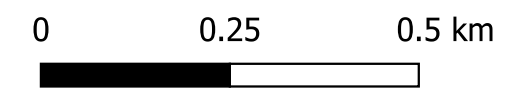
Landscape Character Areas

-  LCA 1
-  LCA 2
-  LCA 3

Refer to the Arboricultural Survey Report by Smeeden Foreman for the locations of trees with Tree Preservation Orders and Veteran Trees



7.7 SITE SPECIFIC LANDSCAPE CHARACTER AREAS



SF 3236

