




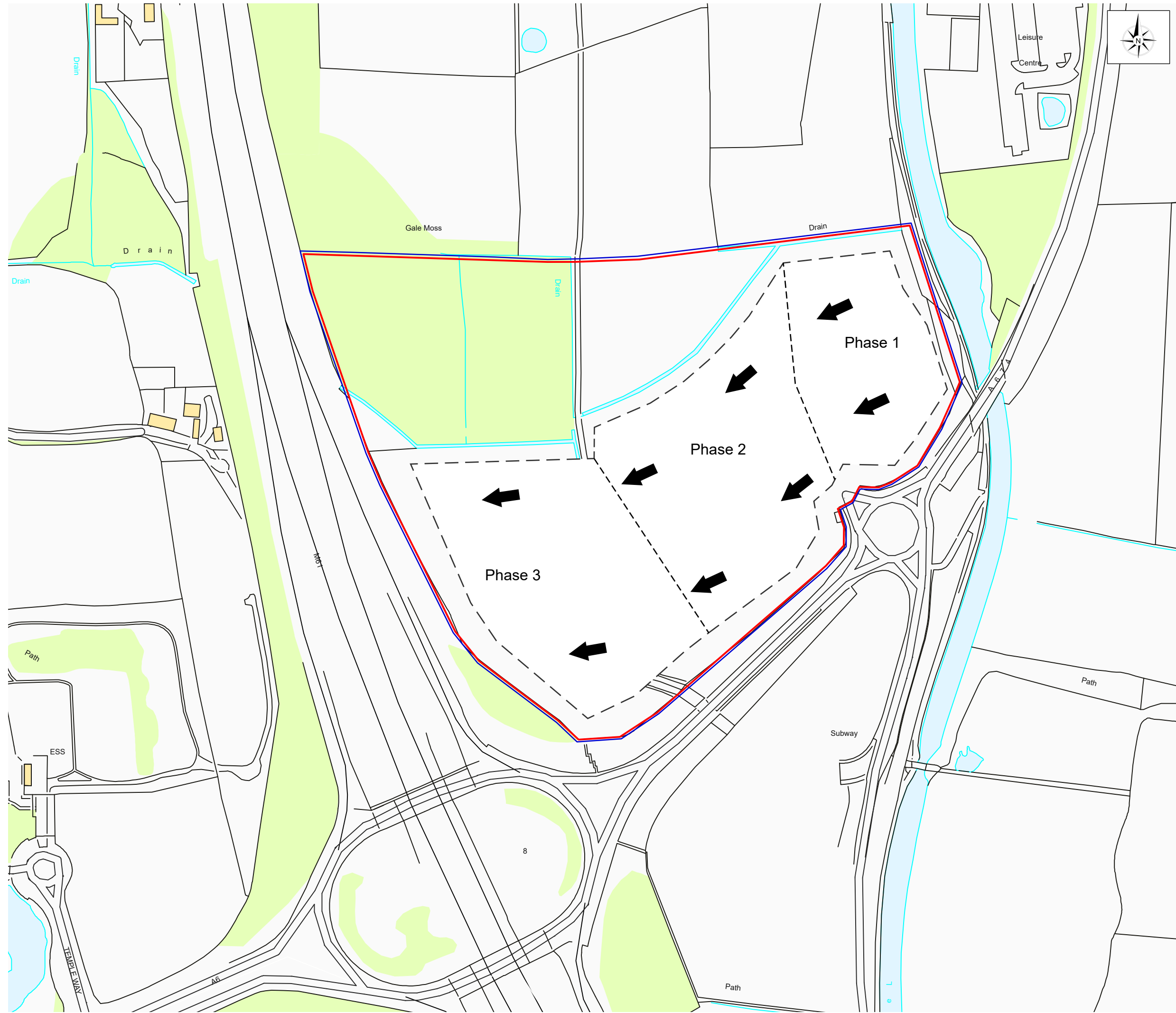


Drawing Title:
Phased Scheme of Working

- Key:**
-  Planning application boundary
 -  Land within applicant's control
 -  Extraction area
 -  Approximate Working phase boundary
 -  Mineral extraction general working direction



Notes:

Drawn by:	MS
Checked by:	
Approved by:	

The Mineral Planning Group Ltd.
 The Rowan Suite
 Oakdene House
 Cottingley Business Park
 Bingley, West Yorkshire
 BD16 1PE
 Tel: 01274 884599
 headoffice@mpgyorks.co.uk
 www.mpgyorks.co.uk



Scale:
1:2500 @ A3

Client:
Ruttle Plant Hire Ltd.

Site:
Gale Moss

Drawing Number:	Rev:
305/2 - 4	3.1

Date:
06/11/2020