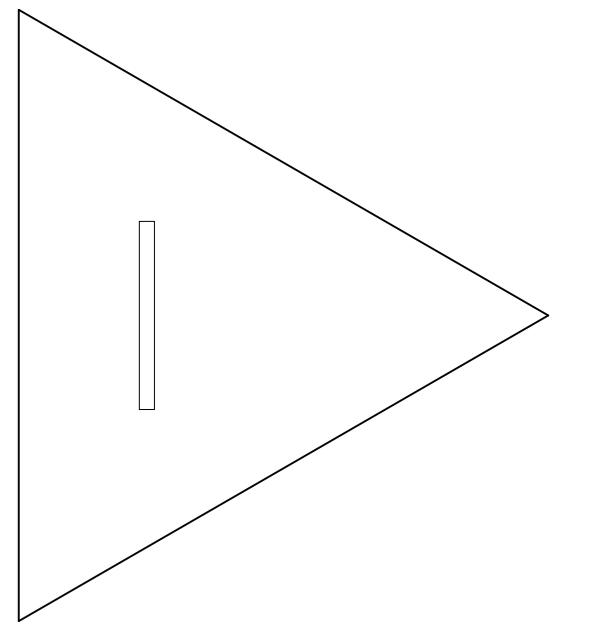



MATERIAL KEY

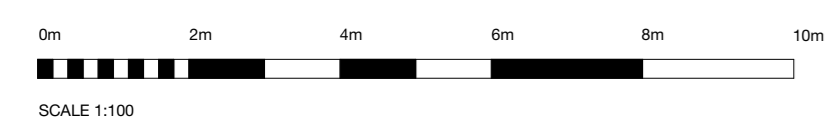
1. Aluminium fascia with concealed gutter and matching perimeter profiled eaves – colour: bronze
2. Aluminium panelised soffit panels with integrated lighting – colour: bronze
3. Linear rooflight with aluminium framing – colour: dark grey
4. Inverted roof with stone ballast
5. Aluminium glazed curtain wall with manifestation – colour: dark grey
6. Aluminium sliding glazed doors integrated with curtain wall system – colour: dark grey
7. Aluminium glazed curtain wall with horizontal transom caps and opening lights – colour: dark grey
8. Aluminium framed glazed entrance doors with matching surround / reveal – colour: dark grey
9. Aluminium curtain wall with integrated opening lights – colour: dark grey
10. Individual aluminium window with integral opening lights and matching surround / reveal – colour: dark grey
11. PPC steel doors with matching recessed surround / reveal – colour: dark grey RAL 7010
12. PPC steel louvred doors with matching recessed surround / reveal – colour: dark grey RAL 7010
13. PPC steel roller shutter with matching recessed surround / reveal – colour: dark grey RAL 7010
14. Perforated slot aluminium rainscreen cladding with concealed intake/exhaust apertures – colour: dark grey
15. Flat aluminium rainscreen cladding with matching recessed surround adjoining adjacent window reveal – colour: dark grey
16. Vertical board-on-board timber cladding with natural finish
17. Stone gabion rainscreen wall with s/s clips and insulated concrete block backing – colour/mix: local sandstone to match adjacent retaining gabion walls.
18. Stone gabion retaining wall – colour/mix: local sandstone to match adjacent gabion rainscreen (refer to landscape architect and C&S engineer for details)
19. Stone gabion perimeter edge wall to head of retaining wall / bund (refer to landscape architect and C&S engineer for details)
20. CHS steel column with metallic painted finish – colour: bronze metallic (refer to C&S Engineer documentation for details)
21. Polymer tip-up spectator seating with integral galvanised steel support rails – colour: light grey
22. Pre cast concrete spectator viewing terrace steps (refer to landscape architect for details)
23. Pre cast concrete spectator viewing terrace (refer to landscape architect for details)
24. Grassed landscape spectator viewing slope (refer to landscape architect for details)
25. Fine turf cricket pitch (refer to pitch specialist documentation for details)
26. Vertical board-on-board timber fence with natural finish



South Elevation
1 : 100



- 1) Roofing Material - SikaRoof® River Stone 20/40 UK
- 2) Gabion Material - Stone - Natural
- 3) Gabion Material - Stone - Clean



NOTES

BUILDING DESIGN PARTNERSHIP SHALL HAVE NO RESPONSIBILITY FOR ANY USE MADE OF THIS DOCUMENT OTHER THAN FOR THAT WHICH IT WAS PREPARED AND ISSUED.

ALL DIMENSIONS SHOULD BE CHECKED ON SITE.

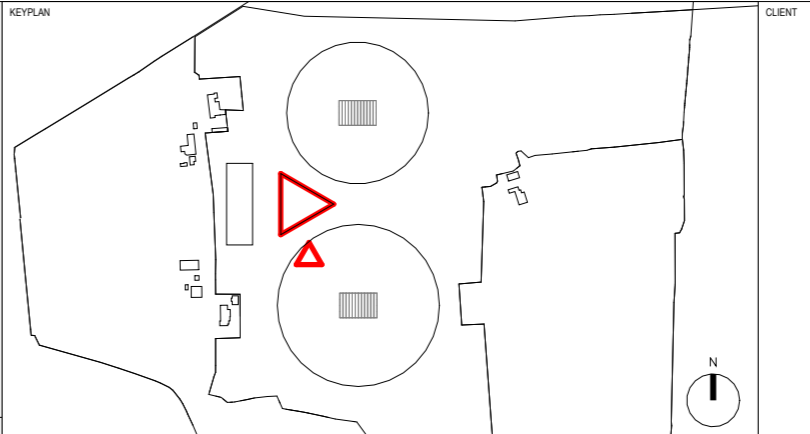
DO NOT SCALE FROM THIS DRAWING.

ANY DRAWING ERRORS OR DISCREPANCIES SHOULD BE BROUGHT TO THE ATTENTION OF BUILDING DESIGN PARTNERSHIP AT THE ADDRESS SHOWN BELOW.

DRAWINGS SHALL BE READ IN CONJUNCTION WITH THE FOLLOWING BEFORE WORK COMMENCES:

- THE CON DESIGN ISSUES REGISTER
- THE BDP RISK REGISTER OF DRAWINGS
- THE PROJECT CON RISK REGISTER

000	Final Issue	AB	JAC	04/09/2021
001	Sika Roof 2 Material Issue	AB	JAC	04/09/2021
002	Graphic Update	AB	JAC	04/09/2021
003	Material Levels Update	AB	JAC	04/09/2021
004	General Update	AB	JAC	04/09/2021
005	General Update	AB	JAC	04/09/2021
006	General Update	AB	JAC	04/09/2021
007	Revised for Planning	AB	JAC	04/09/2021



ERIC WRIGHT
CONSTRUCTION
MEMBER OF THE BDP GROUP

Lancashire
County Council

11 Duque Street
PO Box 85
Piccadilly Basin
Manchester
M60 3JX
United Kingdom
T +44 (0)161 828 2200
www.bdp.com



PROJECT TITLE Woodcock Estate	
PROJECT CODE P3000932	DRAWN BY @A0
DRAWING TITLE South Elevation	DATE 07/04/21
DRAWING CODE WDK-BDP-Z1-XX-DR-A-00-0012	
REVISION P07	